



AccesRail Product: Eurocity Brussels-Amsterdam (SNCB/NS)

ABOUT:	1
9B AND PROVIDER:	1
DESTINATIONS BY HUB:	2
MINIMUM CONNECTION TIME:	2
ELIGIBILITY:	2
EUROCIITY/INTERCITY SERVICES AND TRAINS:	3
EUROCIITY DIRECT SERVICES:	5
SERVICES:	6
PETS:	6
CHECK-IN PROCESS:	7
HOW TO GET TO THE TRAIN AT THE AIRPORT:	8
TRANSFERRING TRAINS:	9
LUGGAGE:	10
ON-BOARD MEALS:	10
MOBILITY ASSISTANCE:	10
DELAYS:	10
SSR MESSAGE:	10
FAQ:	11

About:

Passengers can travel on SNCB/NS Eurocity and Eurocity Direct services between Belgium and the Netherlands through picturesque landscapes and bustling cityscapes. While travelling between countries, passengers can enjoy spacious and comfortable seating on a smooth and enjoyable trip. With flexibility and reliability, passengers can travel on any available service on their travel date with frequent departures of trains. AccesRail offers SNCB/NS Eurocity and Eurocity Direct services between Belgium and Netherlands.

9B and Provider:

The train range is: 9B 9200–9299

All services are available as Rail-Air and Standalone.



Destinations by Hub:

Hub	Hub IATA code	Destination	Destination IATA code	Approximate travel time
Brussels Airport	BRU	Breda	QRZ	1hr 10min
Brussels Airport	BRU	Rotterdam	QRH	1hr 40min
Brussels Airport	BRU	The Hague	ZYH	Coming Soon
Brussels Airport	BRU	Amsterdam Centraal	ZYA	Coming Soon
Brussels Airport	BRU	Schiphol Airport	AMS	2hrs 10min

Hub	Hub IATA code	Destination	Destination IATA code	Approximate travel time
Schiphol Airport	AMS	Brussels Midi	ZYR	2hrs
Schiphol Airport	AMS	Brussels Airport	BRU	2hrs 10min
Schiphol Airport	AMS	Antwerp	ZWE	1hr 15min

Minimum Connection Time:

MCT is as per airline rules. Please allow enough time for passengers to go between the airplane and the train station. Connection time is included from airport to train station in GDS.

Eligibility:

Infants 2 years of age and under ride free without a ticket if no seat is required. The infant must be accompanied on all services in the same compartment by an adult.

Child fare is available.

No group bookings allowed.

No applicable discounts for airline staff.

No unaccompanied minors permitted.

Refunds are according to Airline Tariff Rules.

Eurocity/Intercity Services and Trains:

Eurocity (ZYR - QRH)

NS Intercity (QRH - ZYA)

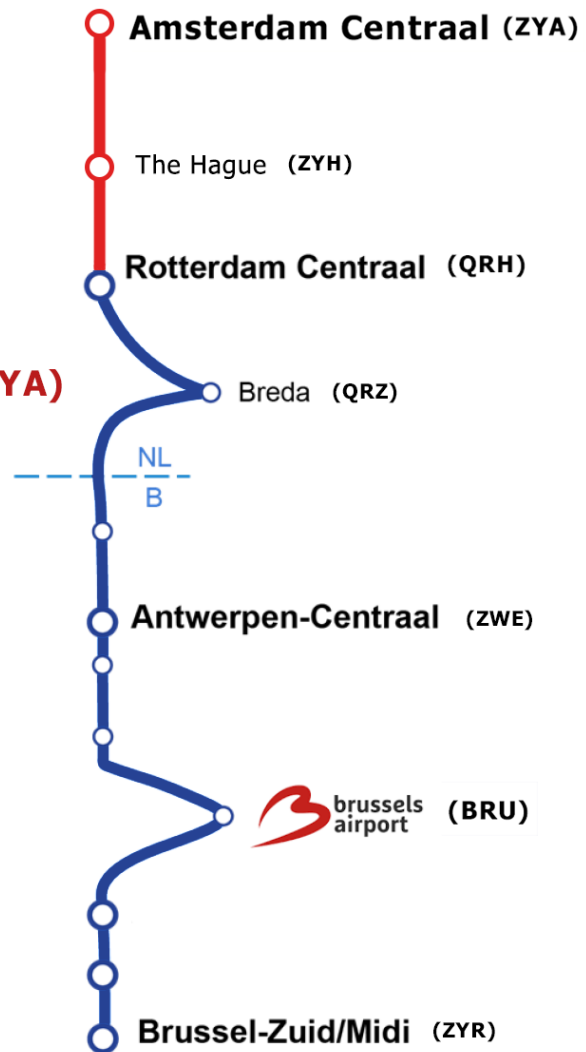




Figure 1: SNCB Train Exterior



Figure 2: Standard Class Seats, SNCB

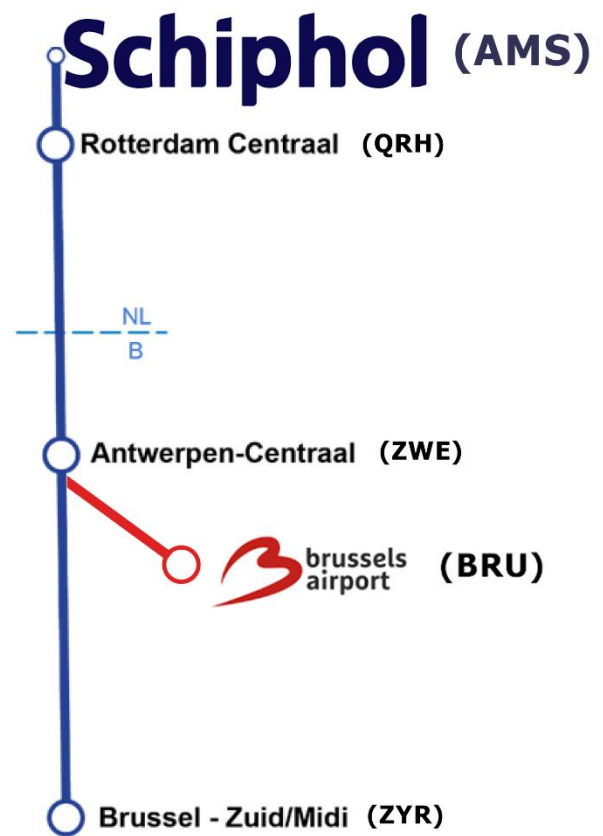


Figure 3: First Class Seats, SNCB

Eurocity Direct Services:

Eurocity Direct
(ZYZ - AMS)

NS Intercity
(BRU)





Services:

Passengers in First class have access to wider seats, more legroom, a power socket at each seat, and tables at certain seats. First class passengers also have access to the NS Regus Lounges at Amsterdam Schiphol Airport and Rotterdam Centraal.

Passengers in Second class have access to a number of power sockets.

There is WiFi available onboard.

9B RBD	SNCB/NS Classes
D	First Class Eurocity
U	Economy Class Eurocity

9B RBD	SNCB/NS Classes
F	First Class Eurocity Direct
S	Second Class Eurocity Direct

Pets:

Passengers who will be travelling with their pets, please see [Travel with a Pet](#) for more information.





Check-in Process:

Check-in prior to departure is essential to ensure a smooth travel experience.

Passengers must check-in to retrieve their actual travel documents (Figure 4 and 5). Check-in can be done beginning 72-hours prior to departure. Check-in is done on <https://check-in.accesrail.com> (Figure 6) using the passenger’s name as it appears in the booking and either the booking reference or 13-digit ticket number.

Passengers must check-in before the departure of their schedule train. Check-in is not possible after departure of the scheduled train.



Figure 4: Eurocity Ticket Example




Figure 5: Eurocity Direct Ticket Example

When passengers check-in they will receive their ticket that can be printed. This ticket includes their travel information, including the QR code, as well, as instructions for how to enter the platform when they reach the gate at the train station. Brussels Airport’s train station and stations in the Netherlands have automatic ticket access gates.

Passengers travelling beyond Rotterdam Centraal Station or Antwerp Station will receive a “Second Page” with instructions on how to transfer trains.



The screenshot shows the 'Step 1: Retrieve Order' page. It includes a progress bar at the top with steps: Retrieve Order (active), Passport Selection, Travel Information, Email Confirmation, and Check-in Complete. The main content area has a blue sidebar with the instruction: 'Please complete all steps to finalize check-in for your journey.' The main form area is titled 'Step 1: Retrieve Order' and contains the following fields:

- First name:** [First name]
- Last name:** [Last name]
- E-ticket number:** [E-ticket number] (Your 13 character electronic ticket number)
- Booking Reference (PNR Locator):** [Booking Reference (PNR Locator)] (Your 5 or 6 character booking reference number)

A green 'Continue' button is located at the bottom right of the form.

Figure 6: Check-in Page

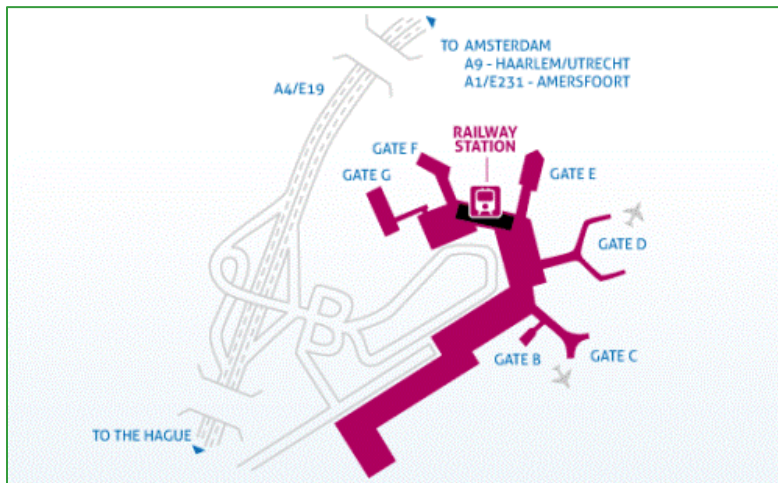


Figure 7: Schiphol Airport

How to Get to the Train at the Airport:

At Amsterdam Schiphol Airport, passengers can reach the train station on the underground level of the airport. Passengers can pick up a free baggage trolley from the platform. The train station can be reached via Schiphol Plaza, passengers can walk straight to the departure or arrival hall.



At Brussels Airport, passengers can reach the train station on Level -1 of the airport. Passengers can use the escalator or the elevator to reach the platform. Passengers will have to scan their tickets at the gates to access the platform. Instructions are included on their long form ticket. Please see Check-in Process for an example.

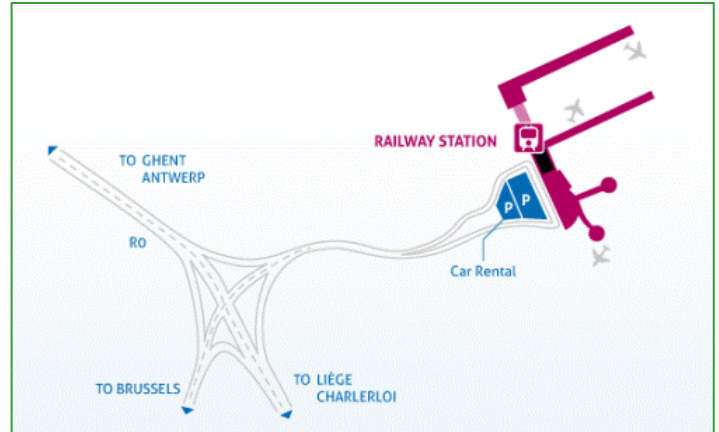


Figure 8: Brussels Airport

Transferring Trains:

Eurocity Direct - Brussels Airport (BRU) to Amsterdam Schiphol Airport (AMS)

Passengers departing from Amsterdam Schiphol will need to board a Eurocity-Direct train numbered between 9500 and 9599 in the direction of Antwerpen Centraal. They will disembark the Eurocity-Direct train at Antwerpen Centraal and board a SNCB Intercity train numbered between 2600 and 2699 in the direction of Brussels Zaventem Airport to reach their final destination.

Passengers can take any train on the date indicated on the train ticket.




Figure 9: Second Page Instructions, Antwerp Transfer



Eurocity Direct - Amsterdam Schiphol Airport (AMS) to Brussels Airport (BRU)

Passengers travelling to Amsterdam Schiphol will need to board an SNCB Intercity train numbered between 2600 and 2699 in the direction of Antwerpen Centraal. They will disembark the Intercity train at Antwerpen Centraal and board a Eurocity-Direct train numbered between 9500 and 9599 to continue their journey to Amsterdam Schiphol.

Passengers can take any train on the date indicated on the train ticket.

Luggage:

SNCB/NS luggage rules apply. It is the passenger's responsibility to collect their checked bags from the airport and carry them to their respective train and vice-versa. Customer is responsible for their own baggage during the train journey.

On-board Meals:

Most trains have a minibar trolley service.

Mobility Assistance:

Mobility assistance must be requested at least 24 hours prior to the train departure. Mobility assistance can be booked by calling +02 528 28 28 for Intercity and +030-235 78 for Eurocity and Eurocity Direct from 7:00am to 9:30pm every day. Passengers are asked to arrive at the meeting point at the station 20 minutes prior to departure.

Delays:

In case of train delays, passengers must contact the issuing airline carrier for assistance.

In case of flight delays, passengers can travel on any SNCB/NS InterCity train on the date indicated on the ticket.

SSR Message:

Please note that the SSR message will contain check-in information.



FAQ:

1. Is this a TRN or BUS service?
Eurocity and Eurocity Direct is a TRN (Train) service.
2. Are seat reservations included?
No, seat reservations are not available for this service, passengers can sit in any available seat in the appropriate class.
3. Do I have to check-in?
Yes, passengers must check-in **prior to departure** in order to receive their actual travel document which they will use to board the train.

