



AccesRail Product: SJ

ABOUT:	1
9B AND PROVIDER:	1
MAP OF 9B SJ SERVICES:	2
DESTINATIONS BY HUB:	3
MINIMUM CONNECTION TIME:	3
ELIGIBILITY:	3
SERVICES:	4
PETS:	4
SJ TRAINS:	5
CHECK-IN PROCESS:	6
HOW TO GET TO THE TRAIN:	7
LUGGAGE:	7
ON-BOARD MEALS:	7
MOBILITY ASSISTANCE:	8
DELAYS:	8
SSR MESSAGE:	8
FAQ:	8

About:

Traveling on SJ trains in Sweden offers a comfortable and scenic way to explore the country. Whether you're journeying through picturesque countryside or heading to bustling cities, SJ trains provide a reliable and eco-friendly transportation option that connects major destinations with ease. AccesRail offers SJ services to and from Arlanda Airport

9B and Provider:

The train range is: 9B 2100 – 2399

All services are available as Train-Air and Air-Train.



Map of 9B SJ Services:





Destinations by Hub:

Hub	Hub IATA code	Destination	Destination IATA code	Approximate travel time
Arlanda	ARN	Borlänge	XYB	2hrs
Arlanda	ARN	Gävle	QYU	1hr 5min
Arlanda	ARN	Sundsvall	XXZ	3hrs 15min
Arlanda	ARN	Linköping	LPI	2hrs 20min
Arlanda	ARN	Falun	XWF	2hrs 20min
Arlanda	ARN	Norrköping	XYK	1hr 55min
Arlanda	ARN	Hudiksvall	HUV	2hrs 20min
Arlanda	ARN	Uppsala	QYX	20min
Arlanda	ARN	Östersund	OSD	4hrs 45min
Arlanda	ARN	Söderhamn	SOO	1hr 50min
Arlanda	ARN	Mora	MXX	3hrs 20min
Arlanda	ARN	Sala	XYX	55min
Arlanda	ARN	Hedemora	XXU	1hr 30min
Arlanda	ARN	Leksand	XXO	2hrs 40min
Arlanda	ARN	Avesta Krylbo	XYP	1hr 15min

Minimum Connection Time:

MCT is as per airline rules. Please allow enough time for passengers to go between the airplane and the train station. Connection time is included from airport to train station in GDS.

Eligibility:

Infants 2 years of age and under ride free without a ticket if no seat is required. The infant must be accompanied on all services in the same compartment by an adult.

Child fare is not available.

Adult fare only.

No group bookings allowed.

No applicable discounts for airline staff.





Refunds are according to Airline Tariff Rules.

Services:

Passengers can travel in First Class or Second Class on SJ.

Passengers in First class travelling on X2000 trains can enjoy free Wi-Fi, spacious seating, and coffee and a snack.

Passengers in Second class travelling on X2000 trains can enjoy free Wi-Fi and access to the bistro that is available on certain trains.

Passengers in First class travelling on IC trains can enjoy Wi-Fi and access to the lounge at Stockholm Central station.

Passengers in Second class travelling on IC trains can enjoy travel in a comfortable environment.

9B RBD	SJ X2000 Classes
C	First Class
Y	Second Class

9B RBD	SJ IC Classes
J	First Class
B	Second Class

Pets:

Passengers are permitted to bring up to two animals with them on certain trains. For more information, please call +46771-75 75 75.





SJ Trains:



Figure 2: SJ First Class Train Interior



Figure 1: SJ Standard Class Train Interior



Figure 3: SJ Train Exterior





Check-in Process:

Check-in prior to departure is essential to ensure a smooth travel experience.

Passengers must check-in to retrieve their actual travel documents (Figure 4). Check-in can be done beginning 72-hours prior to departure. Check-in is done on <https://check-in.accesrail.com/#/step1> (Figure 5) using the passenger’s name as it appears in the booking and either the booking reference or 13-digit ticket number.

Passengers who arrive at/depart from Arlanda Airport will receive a Second Page that contains instructions on how to reach the train station at the airport.

Seat reservations are included.

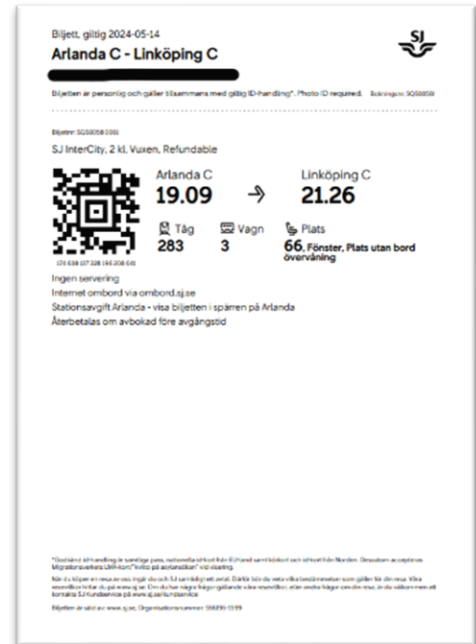


Figure 4: SJ Train Ticket Example

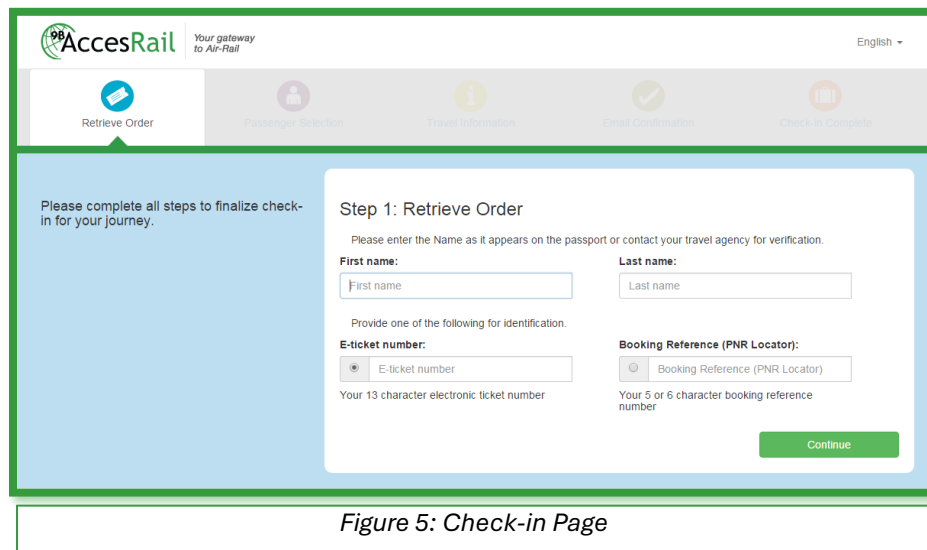


Figure 5: Check-in Page



How to Get to the Train:

Passengers who arrive at/depart from Arlanda Airport can take the train from the train station that is located below the center of SkyCity, the central area of the airport, between Terminal 4 and 5. Passengers who arrive at/depart from Terminal 2 or 3 can walk a few minutes to the train station or take the shuttle. Passengers who arrive at/depart from Terminal 4 or 5 can walk 4-6 minutes to the train station.

Please be advised that trains are arriving to and departing from Arlanda Central Station (Arlanda C)

Arlanda Central Station is located directly below the centre of SkyCity, the central area of the airport, between Terminals 4 and 5 of the Stockholm Arlanda Airport.

- To/from Terminal 2 or 3: access by walk within few minutes or Shuttle bus.
- To/from Terminal 4 or 5: access by walk within 4-6 minutes.

Please visit http://www.swedavia.com/PageFiles/116/Terminaler_web_maj2011_ENG.pdf for the map of Arlanda Airport.

Rebooking

Please note, in case you need to rebook your itinerary, it may be necessary to cancel the check-in first. Please contact your travel agent.

Ombokning

OBS. Om ni behöver boka om er resruttn kan ni behöva ta bort er in-checkning först. Vänligen kontakta er resebyrå.

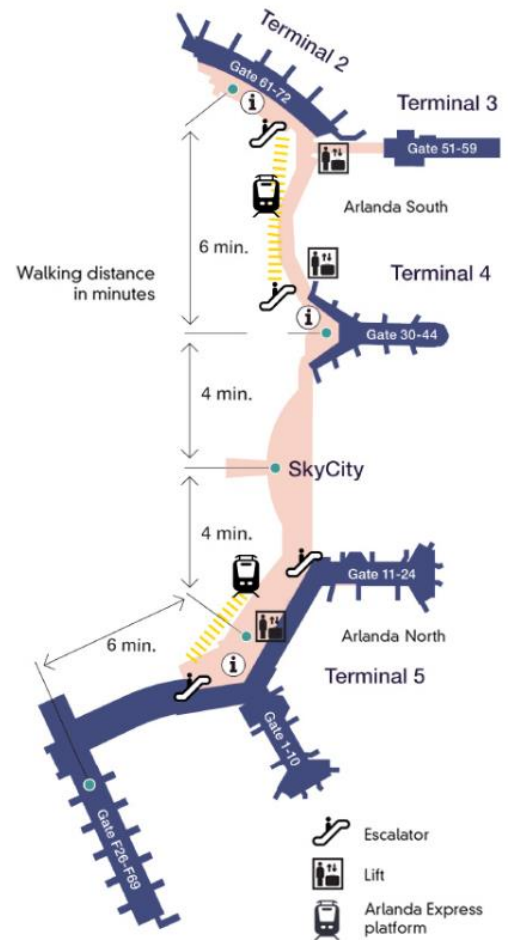


Figure 6: Second Page Airport Transfer Instructions

Luggage:

SJ luggage rules apply. It is the passenger's responsibility to collect their checked bags from the airport and carry them to their respective train and vice-versa. Customer is responsible for their own baggage during the train journey.

On-board Meals:

Passengers have access to the bistro that is available on certain trains.



Mobility Assistance:

For passengers who require mobility assistance, please call +46771-75 75 75 for more information.

Delays:

In case of train delays, passengers must contact the issuing airline carrier for assistance.

In case of flight delays, the passenger may exchange his/her ticket for another departure (subject to space availability) with no service charges. Passenger must go to SJ ticket counter to make this arrangement.

SSR Message:

Please note that the SSR message will contain check-in information.

FAQ:

1. Is SJ a BUS or TRN?
SJ is a train (TRN) service.
2. Do I have to check-in?
Yes, passengers must check-in in order to receive their actual travel document which they will use to board the train.
3. Are seat reservations included?
Yes, seat reservations are included.

