



AccesRail Product: National Express

ABOUT NATIONAL EXPRESS:.....	1
9B AND NATIONAL EXPRESS:.....	1
MAP OF 9B NATIONAL EXPRESS SERVICES:.....	2
DESTINATIONS BY HUB:	3
MINIMUM CONNECTION TIME:	4
ELIGIBILITY:	4
SERVICES:	4
PETS:	5
NATIONAL EXPRESS BUSES:.....	5
CHECK-IN PROCESS:.....	6
HOW TO GET TO THE BUS:	7
LUGGAGE:.....	7
ON-BOARD MEALS:.....	8
MOBILITY ASSISTANCE:	8
DELAYS:	8
SSR MESSAGE:	8
FAQ:	8

About National Express:

National Express is a bus service covering Great Britain since 1988. They are a national network that links over 550 routes across the UK, including many cities along the way. National Express is an intercity and inter-regional service providing 11,000 cross-country journeys every week. AccesRail offers National Express services directly from London or Manchester Airport to a plethora of destinations across England and Wales.

9B and National Express:

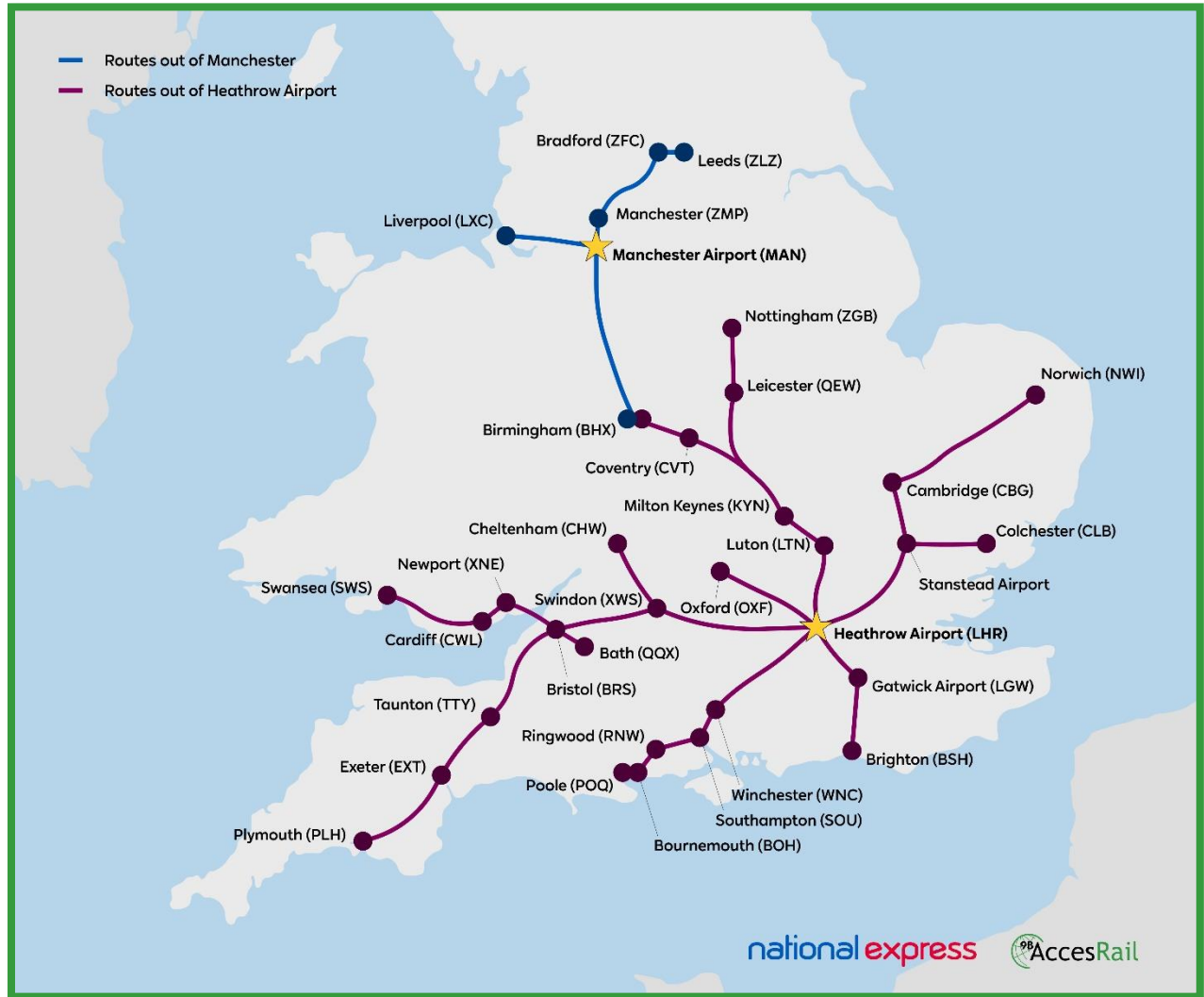
The train range is: 9B 1–999

All services are available as Coach-Air and Air-Coach.





Map of 9B National Express Services:





Destinations by Hub:

Hub	Hub IATA code	Destination	Destination IATA code	Approximate travel time
London	LHR	Bath Spa	QQX	2hrs 10min
London	LHR	Birmingham	VBC	2hrs 30min
London	LHR	Bournemouth	BOH	2hrs 20min
London	LHR	Brighton	BSH	2hrs 10min
London	LHR	Bristol	BRS	2hrs 10min
London	LHR	Cambridge	CBG	2hrs 20min
London	LHR	Cardiff	CWL	3hrs
London	LHR	Cheltenham	CHW	2hrs 15min
London	LHR	Colchester	CLB	2hrs 20min
London	LHR	Coventry	CVT	2hrs
London	LHR	Exeter	EXT	3hrs 40min
London	LHR	Gatwick	LGW	1hr 20min
London	LHR	Leicester	QEW	3hrs 10min
London	LHR	Luton Airport	LTN	1hr
London	LHR	Milton Keynes	KYN	1hr 30min
London	LHR	Newport (South Wales)	XNE	2hrs 15min
London	LHR	Norwich	NWI	4hrs 20min
London	LHR	Nottingham	ZGB	4hrs 10min
London	LHR	Oxford	OXF	1hr 40min
London	LHR	Poole	POQ	2hrs 45min
London	LHR	Plymouth	PLH	5hrs
London	LHR	Ringwood	RNW	2hrs
London	LHR	Southampton	SOU	2hrs 20min
London	LHR	Stansted	STN	1hr 20min
London	LHR	Swansea	SWS	4hrs 40min
London	LHR	Swindon	XWS	1hr 30min
London	LHR	Taunton	TTY	3hrs
London	LHR	Winchester	WNC	1hr 15min



Hub	Hub IATA code	Destination	Destination IATA code	Approximate travel time
Manchester	MAN	Birmingham	VBC	2hrs 10min
Manchester	MAN	Bradford	ZFC	1hr 50min
Manchester	MAN	Leeds	ZLZ	2hrs
Manchester	MAN	Liverpool	LXC	1hr 10min
Manchester	MAN	Manchester	ZMP	25min

Minimum Connection Time:

MCT is as per airline rules. Please allow enough time for passengers to go between the airplane and the train station. Connection time is included from airport to train station in GDS.

Eligibility:

Infants 2 years of age and under ride free without a ticket if no seat is required. The infant must be accompanied on all services in the same compartment by an adult.

Child fare is available for children aged 2 to 12 years of age.

No group bookings allowed.

No applicable discounts for airline staff.

No unaccompanied minors permitted.

Refunds are according to Airline Tariff Rules.

Services:

Passengers can be booked into Standard Class.

National Express buses are spacious and offer first-class quality comfort with ample legroom, free Wi-Fi and power sockets.

Airline Classes	9B RBD	National Express Classes
All	S	Standard



Pets:

Pets are not allowed on National Express services. For passengers with assistance dogs, please see Mobility Assistance section.

National Express Buses:



Figure 1: National Express Bus Exterior



Figure 2: National Express Bus Seating



Check-in Process:

Check-in is essential to ensure a smooth travel experience.

Passengers must check-in to retrieve their actual travel documents. Check-in can be done beginning 72-hours prior to departure. Check-in is done on <https://check-in.accesrail.com/#/step1> using the passenger's name as it appears in the booking and either the booking reference or 13-digit ticket number.

When the passenger checks-in they will receive their bus ticket. The bus ticket will have the exact address of the departure location. Passengers should go to this location to get onto the appropriate bus.

Tickets are valid for 24 hours of the time and date indicated on the ticket. Note that passengers who do not take the bus of the time and date indicated on the ticket can take another bus within a 24-hour period subject to seat availability. There are no seat reservations.




Figure 3: National Express Coach Ticket Example

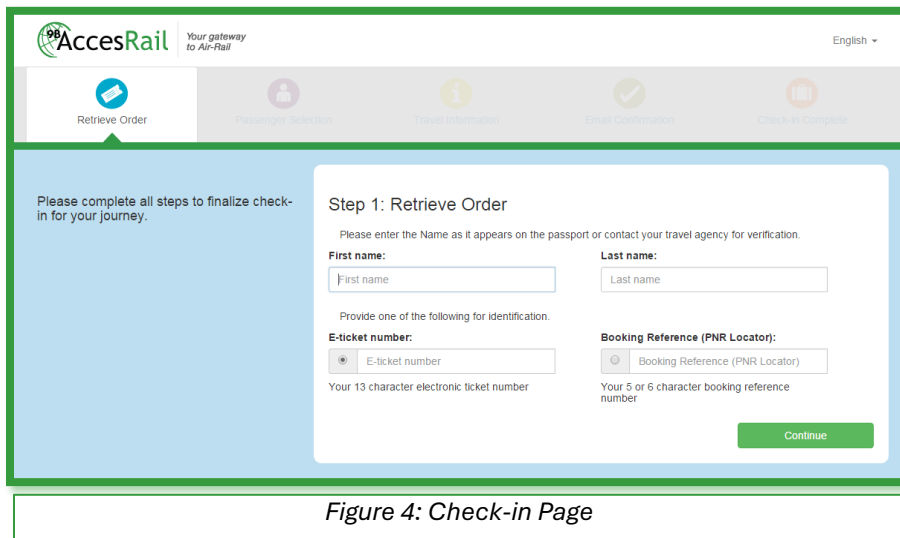


Figure 4: Check-in Page



How to Get to the Bus:

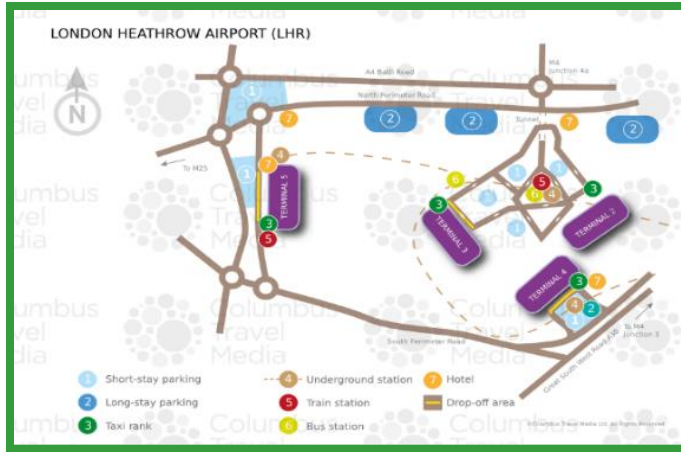


Figure 5: Heathrow Airport Map

The National Express bus from **Heathrow Airport** departs out of Terminal 3. Passengers who arrive at another terminal can take the free airport shuttle to Terminal 3 which departs every 15 minutes. There is a 5-minute walk from the airport shuttle to the Central Bus Station. Please see [interactive map](#) for directions to the Central Bus Station.

The National Express bus from **Manchester Airport** departs from the airport station. Passengers can use the free airport shuttle to go between the airport station and the terminals. The airport transfer runs all day.

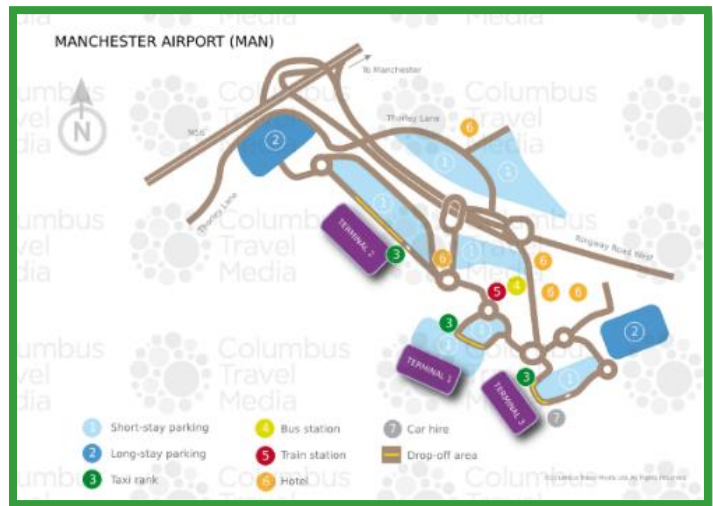


Figure 6: Manchester Airport Map

Luggage:

National Express luggage rules apply. It is the passenger's responsibility to collect their checked bags from the airport and carry them to their respective train and vice-versa. Customer is responsible for their own baggage during the train journey.



On-board Meals:

There are no on-board meals with this service.

Mobility Assistance:

Mobility assistance must be requested at least 36 hours prior to the bus departure. Please call for further information +03717 818181.

Delays:

In case of bus delays, passengers must contact the issuing airline carrier for assistance.

In case of flight delays, if a passenger misses their bus the ticket is valid for travel between the points specified on the ticket for up to 24 hours from the departure time stated, however travel is only permitted subject to seat availability on any subsequent coach. There is no need to rebook the coupon in the GDS.

SSR Message:

Please note that the SSR message will contain check-in information.

FAQ:

1. Is this a TRN or BUS?
National Express is a Bus (BUS) service.
2. What is the address of the bus stations?
Addresses are indicated on the actual travel document. Once passengers check-in and retrieve their documents they can see the exact address under "Departing".
3. Do I have to check-in?
Yes, passengers must check-in to retrieve their actual travel documents. If passengers do not check-in they may not be let onto the bus.
4. Are seat reservations included?
No, seat reservations are not included.
5. How early should I arrive at the bus station?
National Express recommends arriving at the bus station 10 minutes prior to departure.